

Edington

Parish Housing Needs Survey

Survey Report

November 2019

Contents	Page
Parish summary	3
Introduction	3
Aim	4
Survey distribution and methodology	4
Key findings	5
Part 1 – Households currently living in the parish	5
Part 2 – Households requiring accommodation in the parish	10
Affordability	13
Summary	14
Recommendations	15

1. Parish Summary

The parish of Edington is in Westbury Community Area within the local authority area of Wiltshire.

There is a population of 734 according to the 2011 Census, comprised of 325 households. The village is situated on the northern escarpment of Salisbury Plain and is an historically important village as the site of the Battle of Ethandun (Edington) in 878AD between King Alfred and the Danes. Being on the pilgrim route midway between Bath and Salisbury, it was the natural place for the Bonshommes order of monks to build a large priory, which thrived up until the dissolution of the monasteries in 1539 by Henry VIII. Edington remained a key point on the main road between the two cities and being at an important junction between the farming area of Salisbury Plain and Trowbridge, the centre of the woollen industry, it flourished in the shadow of the sheep and weaving trades. With the advent of the railway in the 19th century, the main route was diverted through Westbury and Edington reverted to being a mainly farming community.

The adjacent villages of Edington and Tinhead were merged in a local government reorganisation many years ago. The village has many interesting buildings including the 14th century Priory Church which holds the internationally renowned Edington Music Festival held annually and hosts choristers and musicians from some of Britain's greatest cathedrals. Edington remains a most desirable village and the Parish Council have been keen to ensure that this remains so but at the same time try to ensure that opportunities exist for younger villagers to remain in the village with affordable housing.

2. Introduction

In Summer 2019 Wiltshire Council's Principal Development Officers discussed carrying out a rural housing needs survey with Edington Parish Council, to establish if there was a proven need for affordable housing in the parish and potentially to use the findings of the survey to inform the parish plan.

Such surveys assist officers in identifying those areas with the greatest housing needs so that scarce financial resources can be put to best use.

Experience has shown that these surveys need to be carried out at regular intervals if the results are to remain relevant in identifying trends.

- The Principal Development Officers are employed by Wiltshire Council's Service Development and Enabling Team to assist in the delivery of new affordable housing.
- The Principal Development Officers work closely with rural communities, housing associations, local authorities and landowners to meet the affordable housing needs of rural communities.

- The survey is funded by members of the Wiltshire Rural Investment Partnership (WRIP).¹
- The Wiltshire Rural Investment Partnership brings together representatives from the economic development, regeneration, spatial planning, service development and enabling teams of Wiltshire Council together with Registered Provider [housing association] partners and Homes England to enable and promote the sustainable delivery of new build housing in the rural communities of Wiltshire.²

3. Aim

The aim of carrying out the survey is to investigate the affordable housing needs of local people (or those who need to live) in Edington parish.

- ‘Housing need’ can be defined as the need for an individual or household to obtain housing that is suitable to their circumstances.
- It implies that there are problems or limitations with the household’s current housing arrangements and that the household is unable to afford or to access suitable accommodation in the private sector.
- Such problems may be concerned with housing costs, size, location, layout, state of repair, or security of tenure either immediately or in the future.

4. Survey Distribution and Methodology

In order to carry out the housing needs survey, questionnaires were delivered to the Parish Council for distribution on the 30th September 2019.

To encourage a good response, households were given a pre-paid envelope in which to return the completed survey. The council applies the data protection policy to responses, ensuring that all survey responses remain anonymous.

Residents were asked to return the completed surveys in the pre-paid envelopes by 4th November 2019. The forms were recorded and analysed by the Service Development Officers at Wiltshire Council.

- A total of 365 questionnaires were distributed to the parish.
- Everyone was asked to complete the first section of the form.
- If a household considered itself in need, or likely to be in need, of affordable housing within the next five years, it was invited to complete the rest of the survey.
- There was a very good response rate of 36.2% with 132 replies received.

¹ The members of WRIP that contribute to the survey funding are Wiltshire Council and six Registered Providers of social housing (housing associations) - Aster, GreenSquare, Guinness, Stonewater, Selwood Housing and White Horse Housing Association.

² Para 1.1, ‘Purpose’, *Terms of Reference for the Wiltshire Rural Investment Partnership*. Full WRIP membership: Wiltshire Council, Aster, White Horse Housing Association, GreenSquare, Guinness, Stonewater, Selwood Housing, Homes England, and the Wiltshire Community Land Trust.

- This report describes the views only of the residents who returned the questionnaires and these views may not be representative of the wider population of Edington.
- 5 responses were made online.

5. Key Findings

This report is divided into two parts. The first section looks at existing households in the parish in order to provide a description of the current housing in Edington. This section also describes the levels of new housing, if any, which would be supported by respondents to the survey.

The second section examines the households who have declared a need for new housing in Edington. The section begins by describing the overall need for both market and affordable housing in the parish. A financial assessment is then made in order to determine the numbers of households who have a current need for new affordable housing. The results of this assessment are summarised in the recommendations of the report (Section 8).

Part One – Households currently living in the parish

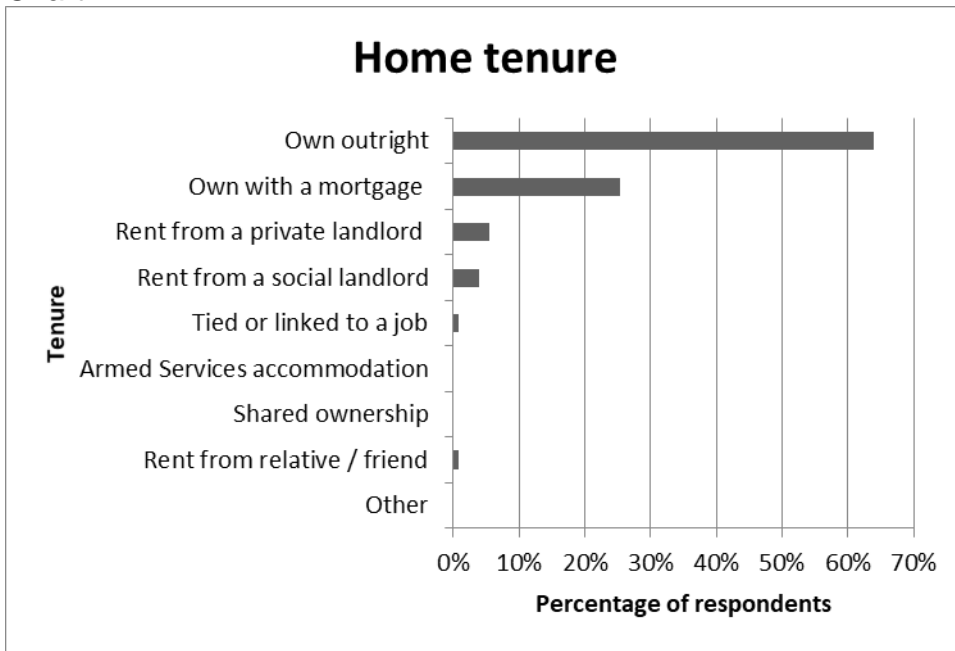
The first question asked on the survey was whether the respondents' home in Edington was their main home. 98.5% of those who replied said that it was.

The 2011 Census data for Edington indicates that 78.8% of households in the parish were owner-occupying, 8.9% were renting from social landlords, 10.8% were privately renting and 1.2% of households were living rent free.³

The chart below shows the tenure of respondents to the survey. The majority (89.2%) of respondents were owner-occupiers, while 3.8% of respondents were living in socially rented properties, 5.4% were renting from a private landlord or letting agency, 0.8% were living in accommodation tied to their employment and 0.8% were renting from a relative/friend. These results indicate a bias in the survey responses toward those living in owner-occupied homes and the rest of this section should be read with this in mind.

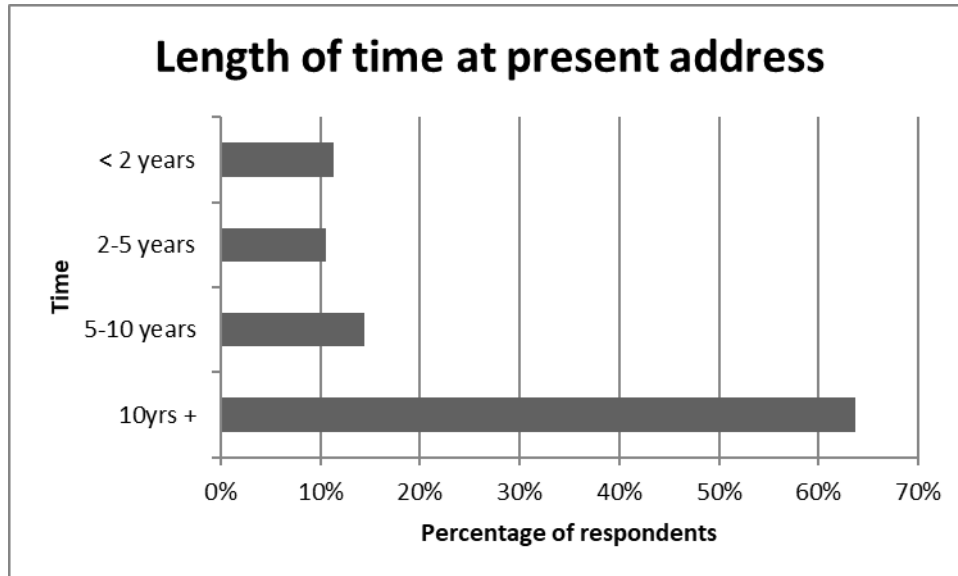
³ <http://www.nomisweb.co.uk/>

Chart 1



The chart below indicates the length of time that respondents have lived in their current home. It shows that the majority of people who responded to the survey have lived in the parish for more than ten years, which is appropriate for the high levels of owner occupation among survey respondents:

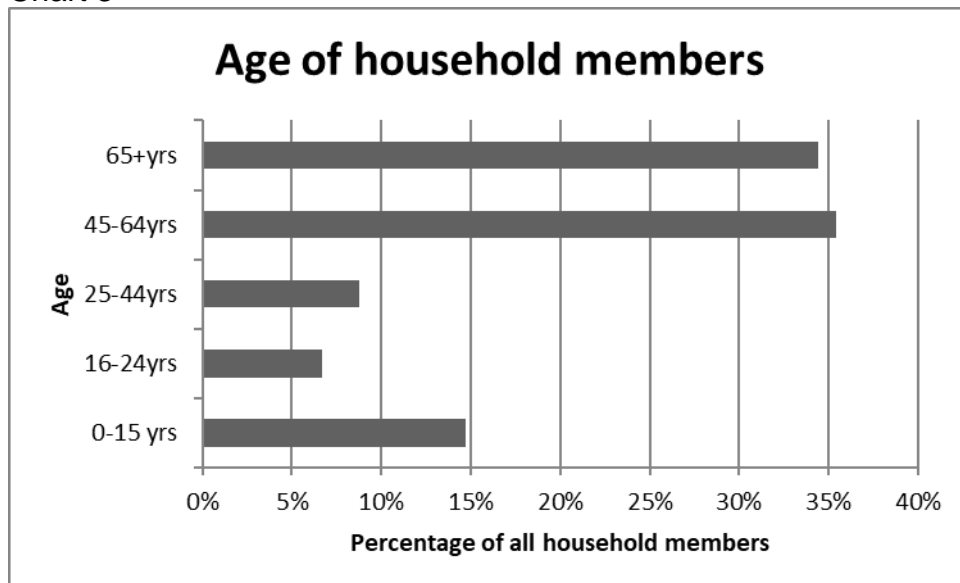
Chart 2



Many respondents to the survey lived in larger family homes, with 9.1% of respondents having five or more bedrooms in their property. 32.6% lived in four bedroom homes, 39.4% had three bedrooms and 18.9% two bedrooms. No respondents to the survey lived in homes with one bedroom.

The spread of ages recorded in the survey indicates that around a third (34.4%) of respondents' household members were aged 65+ and a further third (35.4) of respondents' household members were aged between 45 and 64.

Chart 3



As shown in the chart above however, there were also households responding to the survey with members aged 16 to 44 and with children aged under 16. This indicates a spread of different household types in Edington, from older person households with fewer members, to younger households with children.

The distance travelled to work can also be a good measure of the sustainability of local housing development, as more people working locally can indicate an ongoing need for local housing. The table below shows how far people in the respondents' households travelled to work:

Table 1

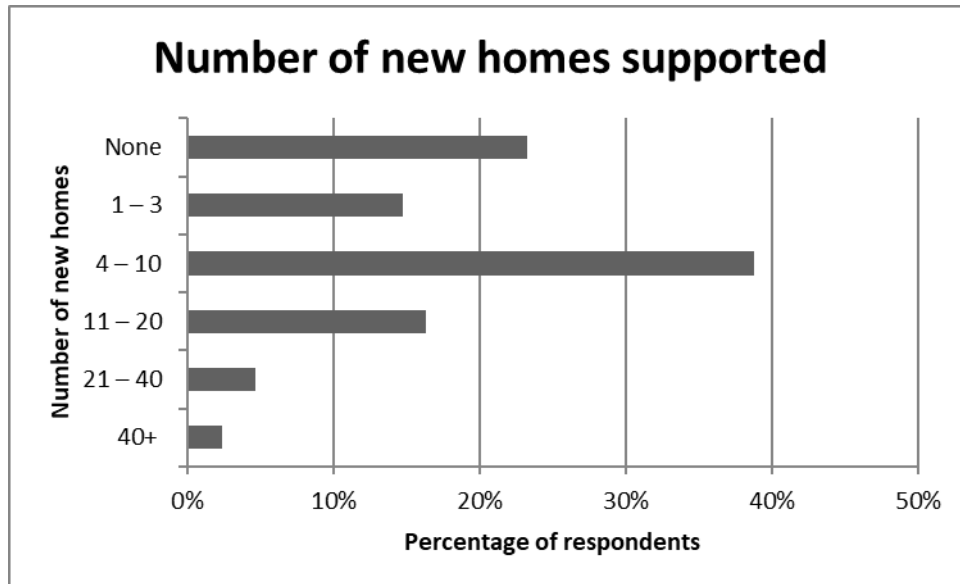
Persons in household	Distance to work				Total
	Up to 2 miles	2 - 10 miles	10 - 50 miles	50 miles +	
Person 1	15	30	21	11	77
Person 2	14	17	7	5	43
Person 3	2	3	0	0	5
Person 4	0	2	0	0	2
Person 5	0	0	0	0	0
Total	31	52	28	16	127

These results suggest there is a level of sustainability for new housing development in Edington, indicated by the survey respondents' access to local sources of employment. While 34.6% travel more than that ten miles to get to their place of work 64.4% travel under ten miles, this suggests that there are local sources of employment.

Respondents were also asked whether anyone currently living in their household would need separate accommodation in the parish now or in the near future, to which 3.2% of respondents (four households) answered 'yes', this would indicate a lower level of sustained need for housing in the parish.

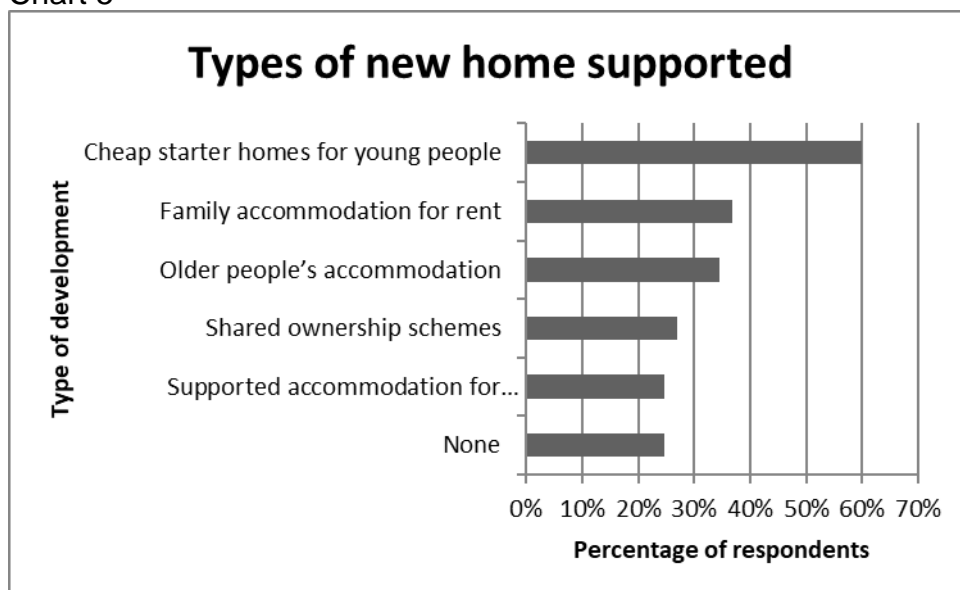
Respondents were then asked how many new homes they would support being built in the parish. A large majority of respondents (76.7%) were in support of some new housing in Edington, with the most popular option (38.8% of respondents) being for between four and ten new homes. 23.3% of respondents were opposed to any new housing in Edington parish:

Chart 4



Respondents to this section were finally asked what types of housing development, if any, they would support. The types of housing considered most needed in Edington by the survey respondents were affordable starter homes for young people (60%) and family accommodation for rent (36.9%). Full results are given in the chart below (more than one answer could be given):

Chart 5



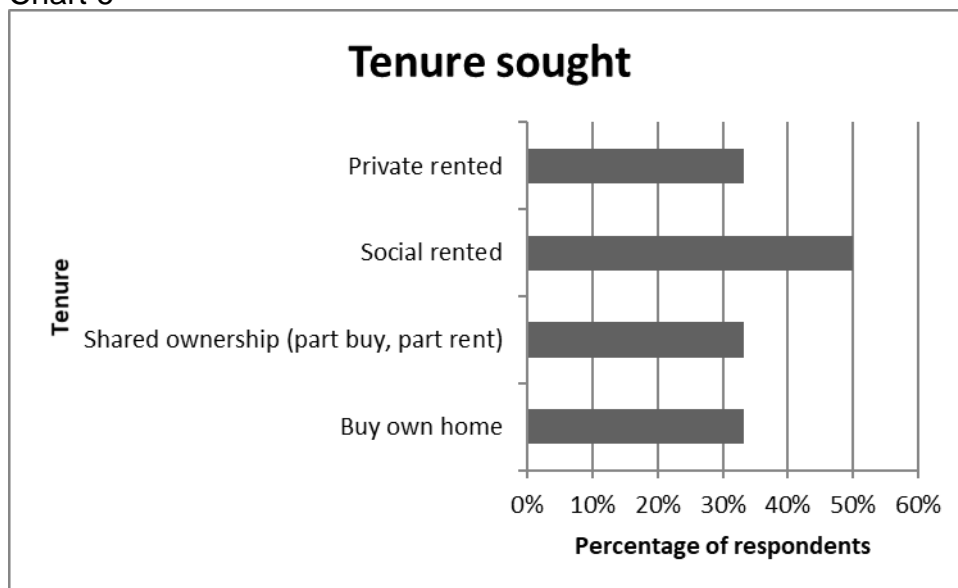
Part two – Households requiring accommodation in the parish

This section of the report looks initially at all the responses to section two of the survey in order to give a broad picture of the need for both market and affordable housing in the parish. A financial assessment and an evaluation of the current affordable housing in Edington are then made in order to describe in more detail the need for specifically affordable (i.e. non-market) housing.

Six respondents replied to this section of the survey, indicating their need for housing in Edington. The most frequent reasons given for needing to move were currently renting and would like to buy (three households), and that current home is too small (three households.) Other reasons given for needing to move included, to move to cheaper accommodation, problem with condition of home and wanting to live independently. Please note more than one reason could be given.

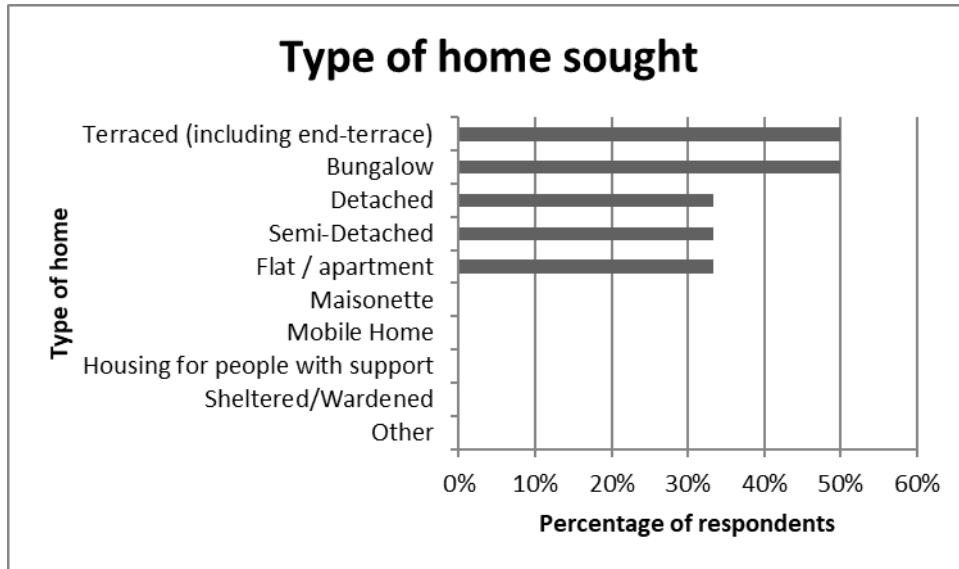
The respondents requiring accommodation in the parish were asked what type of tenure they sought. The expressed need was for all types of tenure, with socially rented homes the most desired. Households could indicate more than one response:

Chart 6



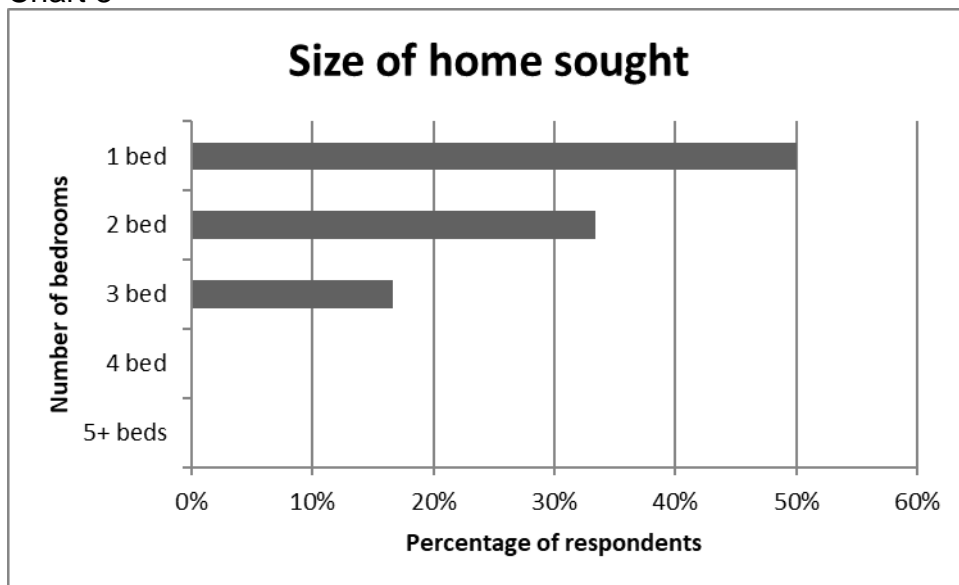
Respondents to this section were also asked what type of housing they required. The most sought-after types were terraced properties and bungalows. However semi-detached, detached and flat/apartments were also requested. Full responses can be seen in the chart below (more than one answer could be given):

Chart 7



In terms of size, the most popular option was for one-bedroom homes and respondents also expressed a need for properties with two and three bedrooms. No need was declared for homes with four or more bedrooms:

Chart 8



The respondents were then asked if there was a lack of suitable existing housing in Edington to meet their needs, to which all six households answered 'yes'.

In order to assess the need for **affordable** housing in Edington, it is necessary to consider the equity, income and savings levels of respondents. Please note that due to the need to preserve the confidentiality of respondents, only a short summary of the financial assessment is presented below.

Only one of the households responding to this section of the survey reported having equity in an existing property. The reported levels of savings among the respondents was low with only one household declaring savings, the remaining five households declared zero savings and in some cases households declared debt. Income levels were spread across a broad range with all six households reporting an income. One household declared annual household income of over £40,000pa. Conversely, two households reported an annual household income of less than £10,000pa. The median gross annual income reported by the six households responding to this section of the survey was £18,500 to £19,999pa.

Comparing income, savings and equity levels with affordability in Edington suggests that three of the six households would require public assistance in order to achieve their required housing and so would be considered 'in housing need' as defined in Section 3 of this report. These households inform the recommendations of this survey for new affordable housing in Edington, presented in Section 8.

Of the remaining households, two households specified that they would like to purchase only or have shared ownership in a new home. However on assessing levels of savings, income and accounting any debt declared these households aspirations were unachievable and would not pass an affordability test for low cost home ownership. In these instances, it would be recommended that these households seek further financial advice and in addition discuss any housing needs with Homes4Wiltshire staff. Although some households would be considered adequacy housed it is possible that on further assessment they may qualify for the open market register.

One households expressed a desire to rent a home in the private rental sector only, this households requested a home with one bedroom.

6. Affordability

In order to investigate affordability, further research has been carried out on house prices in the area.

It is possible to estimate the average property prices in the Edington area:⁴

Bedrooms	Dec 2019
1	£134,200
2	£196,400
3	£249,500
4	£358,000
5+	£517,700

Example calculation for a mortgage

Typically, a household making a single application can obtain a mortgage of 3.5 times their annual income, or 3x annual income for joint applications. Households would generally expect to need a deposit of around 15% of the total price.

If an average two-bedroom property sold in Edington cost £196,400 then a household may require £29,460 as a deposit. Annual household income would have to be at least £47,697 for a single applicant or £55,647 for joint applicants. The Annual Survey of Hours and Earnings indicates that the gross annual median income of employed persons in Wiltshire in 2018 was £28,329.⁵

- It would be unlikely that a household would be able to purchase a property in this parish without a large deposit, some equity in an existing property or a substantial income.
- First time buyers would generally struggle to meet the criteria necessary for obtaining their own home.
- **In some cases intermediate housing (shared ownership or low cost market housing) would be a suitable option, whilst in other instances affordable rented accommodation would be appropriate.**

⁴ House price estimates from the Mouseprice local area guide to the BA13 postcode area, www.mouseprice.com/area-guide/average-house-price/ . Please note that the BA13 postcode covers a wider area than Edington parish and that there may be significant internal variation in house prices.

⁵ Annual Survey of Hours and Earnings, 2018, resident analysis. Gross annual pay of full time employed persons resident in Wiltshire, www.nomisweb.co.uk . Note that while the mortgage calculation refers to household income, i.e. to the combined income of all persons in the home, the ASHE figure refers to individual income.

7. Summary

This survey's recommendations (see Section 8 below) concentrate on those households who are unable to afford accommodation on the open market.

This is just a quarter of the research needed for this assessment: the Housing Register of Wiltshire Council, the local Strategic Housing Market Assessment and the advice from allocation staff who manage the Register must also be taken into account.

- In December 2019, there were two households on the Wiltshire Council Housing Register seeking affordable accommodation in Edington parish. These households were on the waiting list for one bedroom and two-bedroom accommodation. It should be noted that the housing register is not static and any full assessment of housing need in the parish must take account of the Register as it changes.⁶
- The 2011 Census recorded twenty nine social homes in the parish.⁷ These properties represent 8.9% of the total housing in Edington, which is lower than the Wiltshire affordable housing average of 14.7%.⁸
- The social housing in Edington had a zero re-let rate in the past year: from the first to the fourth quarter of 2018/19, no social home were re-let in the parish.⁹
- The low levels and turnover of social housing in the parish suggest that **none** of the households responding to section two of this survey and in need of affordable accommodation could meet their needs through accessing the existing social housing of the parish.

⁶ Wiltshire Council, Housing Strategy, live tables.

⁷ Table QS405EW, 2011 Census: Tenure – Households, English parishes / Welsh communities.

⁸ Table QS405EW, 2011 Census: Tenure – Households, local authorities in England and Wales.

⁹ Wiltshire Council, Housing Strategy, live tables.

8. Recommendations

This survey's recommendations concentrate on households unable to afford accommodation on the open market.

The following indicates the minimum need over the next three years for new affordable housing development in the parish, based on the responses to the survey. The recommendations describe a snapshot of the need for affordable housing at the time the survey was conducted and do not take account of future changes in need, for example arising from the changing housing needs of employees of local businesses. The recommendations may not represent the parish's full housing need as responses were not received from every household, for example households which are on the Housing Register but have not completed a questionnaire are not included in these recommendations (see Section 7). **In order to fully assess the housing need in the parish, the recommendations need to be considered alongside evidence provided by Wiltshire Council's Housing Register, the Strategic Housing Market Assessment, and the advice of allocation staff who manage the Register.**

Subsidised rented housing ¹⁰

- 1x one bedroom home
- 1x two bedroom home

Shared ownership / discount market homes¹¹

- 1x one bedroom home

Sheltered housing for older people

- None

¹⁰ Please note that recommendations for numbers of bedrooms in subsidised rented properties are where possible made in line with the 'family size' criteria implemented as part of the Housing Benefit changes by the 2012 Welfare Reform Act.

¹¹ Please note that recommendations for numbers of bedrooms in shared ownership/discounted market properties are based on the number of bedrooms wanted by respondents, applicants can purchase the size of home they are able to afford.